

Your roof is protecting your most precious investments, your home and your family. You can be confident knowing COLORBOND® steel is versatile, lightweight, durable, and capable of meeting the changing needs of your lifestyle.

Whether you live close to the coast or you're choosing a colour with energy-efficiency in mind, COLORBOND® steel can meet the needs that your home demands. Simply visit colorbond.com/create to determine the most suitable COLORBOND® steel choices for your home.


**CLASSIC
colour range¹**




CLASSIC CREAM™
SA = 0.32. BCA = L




PAPERBARK®
SA = 0.42. BCA = M




PALE EUCALYPT®
SA = 0.60. BCA = M




WOODLAND GREY® ①
SA = 0.71. BCA = D




DEEP OCEAN® ②
SA = 0.75. BCA = D



COTTAGE GREEN®
SA = 0.75. BCA = D



MANOR RED®
SA = 0.69. BCA = D



NIGHT SKY®
SA = 0.96. BCA = D


**CONTEMPORARY
colour range¹**



SURFMIST® ① ②
SA = 0.32. BCA = L



EVENING HAZE®
SA = 0.43. BCA = M




SHALE GREY™
SA = 0.43. BCA = M



DUNE® ① ②
SA = 0.47. BCA = M




COVE™
SA = 0.54. BCA = M




WINDSPRAY® ① ②
SA = 0.58. BCA = M



GULLY™
SA = 0.63. BCA = D




MANGROVE™
SA = 0.64. BCA = D



WALLABY™ ①
SA = 0.64. BCA = D



JASPER®
SA = 0.68. BCA = D



BASALT™
SA = 0.69. BCA = D



IRONSTONE®
SA = 0.74. BCA = D



TERRAIN®
SA = 0.69. BCA = D



MONUMENT® ①
SA = 0.73. BCA = D